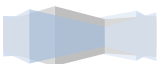


Technical Regulations MSF Super Series 2022

Version 1.3
29 Jan 2022

Malaysia Speed Festival





TECHNICAL REGULATIONS – SUPER SERIES CATEGORIES

(The regulations are subject to change, which will be published via Additional Supplementary Regulations – ASR)

1. GENERAL

1.1. Eligible cars for Super Series Unlimited

Any 4-wheeled production-based car, kit cars or limited production sports car.

FIA-spec competition-prepared cars. Saloon-based, minimum production 2500 units per calendar year. No supercars.

Low Volume Sportscars will be classified in Super Series Unlimited category.

1.2. Eligible cars for Super Series Limited and Super 1600

- Any 4-wheeled production based car or limited production sports car.
- Saloon-based, minimum production 2500 units per calendar year. No supercars.

1.2. Sub-categories

Street sportscars will be classified in Super Series Limited category.

a) Super Series Unlimited:

- Above 1900cc;
- Engine conversion permitted; attachment points to the bodyshell must be strengthened and properly engineered and fabricated.

b) Super Series Limited:

- Forced Induction.

- 4-cylinder engines 1750cc to 2000cc non-VTEC; 6-cylinder engines up to 2500cc; rotary 1308cc (maximum 2 rotors only) with peripheral port modifications not permitted
- Honda VTEC systems with forced induction limited up to 1800cc only: applicable to B-series and D-series engines. Honda B-series engines with non-VTEC limited up to 1800cc only.
- Turbocharger must meet either of the below specifications:
 - o Original OEM Turbocharger that are specific to the engine used in the car;
 - o TD05 Turbocharger with original TD05 housing;
 - o T28 Turbocharger with original T28 housing, GT turbochargers not permitted;
 - o Any other Turbo with similar dimensions to the TD05 / T28 is permitted; to be declared to and certified by the Organisers prior to the race meeting.

LIMITED: TD05 for 2L, VTEC 2.2L, Turbo VTEC 1.8L TD05, No sequential gearbox

- Naturally Aspirated

- Honda VTEC engines limited to 2200cc maximum engine capacities: this includes ALL Honda VTEC engines such as B-series, K-series, H-series, and F-series.
- Naturally-aspirated non-VTEC up to 4500cc; other forms of variable valve timing permitted.

LIMITED: No sequential gearbox

c) **Super 1600:** naturally-aspirated maximum 1600cc, VTEC and other forms of variable lift and timing are permitted. No rotary engines.

Approval for entry is at the discretion of the Promoters.

2. DEFINITION OF SUPER SERIES CATEGORIES

2.1. Defining what is a 'Super Series Limited' category vehicle:

- The interior of the vehicle includes the minimum items which would define it visually to a casual observer as a car which may be driven on the street with daily amenities, such as:
 - o Air-conditioning and blower switches;





- o Original / OEM full length dashboard with all listed panels including steering column cover and indicator stalks, switches, and centre console with gear shift cover;
- o Original / OEM Front door trim panels on both driver's and passenger's side;
- o Glass all around
- o complete list of interior items refer to paragraph 4 'Interior'.
 - Welded-in safety cages are limited to 6-points welded to the floor; to be basic in configuration and may NOT be welded to strengthen the shell; refer to 5.1 for details.
 - Suspension hard points may NOT be altered. Subframes may be modified as required but must be based on the original structure and engineering concept of the original subframe. If the subframe is modified beyond what would be acceptable for Street usage, will not be accepted.
 - Organiser's decision to accept or decline a car's categorisation shall be final.

2.2. Defining what is a 'Super Series Unlimited' category vehicle:

- Equipped with a welded roll cage which compiles to MAM and FIA specifications, and is welded to the body and chassis at minimum 6-points. The rollcage may be constructed to increase bodyshell rigidity with additional strengthening points to the pillars and suspension pick-up points.; refer to 5.1 for details.
- May be stripped of any interior equipment such as carpets, door trims, centre consoles, etc. Dashboard/instrument panel is not required. Replacement door panels permitted. Window glass may be replaced with acrylic Perspex plastic or similar. Windscreen must remain glass.

2.3. Defining what is a 'Super 1600' category vehicle:

- Limited to 1600cc engine capacity normally-aspirated.
- Equipped with a welded roll cage which compiles to MAM and FIA specifications, and is welded to the body and chassis at minimum 6-points. The rollcage may be constructed to increase bodyshell rigidity with additional strengthening points to the pillars and suspension pick-up points.; refer to 5.1 for details.
- May be stripped of any interior equipment such as carpets, door trims, centre consoles, etc. Dashboard/instrument panel is not required. Replacement door panels permitted. Window glass may be replaced with acrylic Perspex plastic or similar. Windscreen must remain glass.

3. GENERAL MODIFICATIONS

3.1. Modifications made to the vehicle cannot compromise the safety or structural integrity of the vehicle.

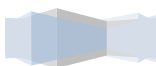
3.2. Super Series Limited

3.2.1. Overall

- Original fuel tank is required, in the original location with original refuelling hose and orifice.
- An inboard FIA specification fuel surge tank is allowed:
 - limited to one 5-litre surge tank only.
 - Petrol lines inside the vehicle, if any, must be certified safety fuel lines.
 - A fire-proof bulkhead and/or protective cover and/or compartment must enclose the fuel pump.
 - A pre-event inspection and approval is necessary and if they meet the organisers safety standards, will be registered and approved. An appointment minimum 1-week prior to the event is required.
- Spare wheel well may be cut and covered. Cover must be metal and must be welded to the body. No plastic or ABS or composite material permitted.

3.2.2. Brakes

- Brake callipers & disc rotors may be replaced with aftermarket items.
- Brake Pads & Brake Hoses may be replaced with aftermarket items.





3.2.3. Suspension

- Adjustable suspension top-mounts are permitted.
- Original rubber suspension bushes may be replaced with hard rubber, polyurethane, and nylon material bushes. Rose-joint / spherical bearing suspension components to replace the rubber bushes is also permitted. Mounting points must remain at the original OEM locations.
- OEM suspension types, mounting points and location must be used. Aftermarket coilover types may be used, adjustable top mounts to allow for camber adjustments is allowed.

3.3. Super Series Unlimited

3.3.1. Overall

- Original OEM fuel tank may be replaced with a fuel cell, maximum of 100 litres. The fuel cell must be of FIA specification.
 - an inboard FIA specification fuel surge tank is allowed
 - Petrol lines inside the vehicle, if any, must be certified safety fuel lines.
 - A fire-proof bulkhead and/or protective cover and/or compartment must enclose the fuel pump.
 - A pre-event inspection and approval is necessary and if they meet the organisers safety standards, will be registered and approved. An appointment minimum 1-week prior to the event is required.
- Spare wheel well may be cut and covered. Cover must be metal and must be welded to the body. No plastic or ABS or composite material permitted.

3.3.2. Engine & Transmission mounting and location

- May be altered as necessary. New engine mountings must be securely engineered and welded

3.3.3. Brakes

- Stainless steel braided brake hoses are required.

3.3.4. Suspension

- Modifications to the car's suspension are permitted.

3.3. Super 1600

3.3.1. Overall

- Original OEM fuel tank may be replaced with a fuel cell, maximum of 60 litres. The fuel cell must be of FIA specification.
 - an inboard FIA specification fuel surge tank is allowed
 - Petrol lines inside the vehicle, if any, must be certified safety fuel lines.
 - A fire-proof bulkhead and/or protective cover and/or compartment must enclose the fuel pump.
 - A pre-event inspection and approval is necessary and if they meet the organisers safety standards, will be registered and approved. An appointment minimum 1-week prior to the event is required.
- Spare wheel well may be cut and covered. Cover must be metal and must be welded to the body. No plastic or ABS or composite material permitted.

3.2.2. Brakes

- Brake callipers & disc rotors may be replaced with aftermarket items.
- Brake Pads & Brake Hoses may be replaced with aftermarket items.

3.2.3. Suspension

- Adjustable suspension top-mounts are permitted.
- Original rubber suspension bushes may be replaced with hard rubber, polyurethane, and nylon material bushes. Rose-joint / spherical bearing suspension components to replace the rubber bushes is also permitted. Mounting points must remain at the original OEM locations.



- OEM suspension types, mounting points and location must be used. Aftermarket coilover types may be used, adjustable top mounts to allow for camber adjustments is allowed.

3.5. Exhaust System – Super 1600, Super Series Limited, Super Series Unlimited

3.5.1 Exhaust system must exit with sideways or rearward-facing exhaust outlets.

If rearwards, the outlet/s shall be between 100mm and 450mm above the ground and shall not protrude more than 100mm beyond the rearmost portion of the automobile.

If directed sideways, the outlet/s must be located rearward of the midpoint of the wheelbase. In any case, they shall not project beyond the maximum width of coachwork /body when seen from above.

3.5.2 A muffler/s must be fitted, which are subject to particular examination by scrutineers.

4. INTERIOR

4.1. Super Series Limited

Interior of participating cars to be as such:

4.1.1. Fitted with original / OEM equipment as listed below:

- ~~Air conditioning switches and blower switches.~~ Compressor, condenser blower, and evaporator may be removed.
- Original dashboard required. To be presentable.
- Original Front door trim panels on both driver's and passenger's side.
- Original glass all around. Front windscreen is to be 2-layer glass.
- Passenger side front seat is not required

4.1.2 Fitted with original full length dashboard with all listed panels. Refer to diagram 2016a:

- Instrument Panel and cowling
- ~~Steering Column cover and indicator stalks~~
- ~~Centre console and switches~~
- ~~Gear console and gear shift cover.~~

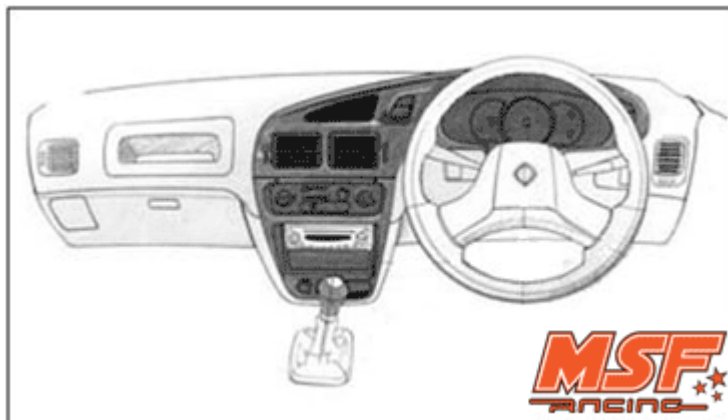


Figure 2016a

4.1.3 The following items may be removed or replaced with non-OEM material/items for safety or to accommodate safety equipment:

- A, B, and C pillar trim
- interior trim from the rear of B-pillar and Front seats
- headlining
- carpet



4.2 Super Series Unlimited and Super 1600

Interior modification guideline for Super Series Unlimited are as follows:

- Interior may be stripped of any interior equipment such as carpets, door trims, centre consoles, etc.
- Dashboard/instrument panel is not required. Replacement door panels permitted.

5. SAFETY EQUIPMENT

5.1. A welded-in Safety cage must be installed.

• It must be secured at minimum six (6) points on the floor with secure bolts or welded plates.
Mounting points are the base of the A Pillar, B Pillar and the rear wheel arch or rear suspension turret.

• A 2-bar side impact bar is compulsory. 2 diagonal X-bars or similar required on both left and right sides.

5.2. Safety cage specifications.

Safety Cage Specifications. Only steel circular tubes are allowed for use.

5.2.1. Specifications are

Dimensions (mm)		Use
*Recommended	45 x 2.5 (1¾" x 0.095") or 50 x 2.0 (2.0" x 0.083")	<ul style="list-style-type: none"> • Main rollbar (A in Diagram 5-1) • Lateral rollbars (B in Diagram 5-1) • Transverse members (C in Diagram 5-1)
*Minimum requirement	38 x 2.5 (1½" x 0.095") [CDS only] or 40 x 2.0 (1.6" x 0.083") [Mild Steel]	<ul style="list-style-type: none"> • Main rollbar (A in Diagram 5-1) • Lateral rollbars (B in Diagram 5-1) • Transverse members (C in Diagram 5-1) • Lateral half-rollbars (D in Diagram 5-1) • Any other parts of the safety cage

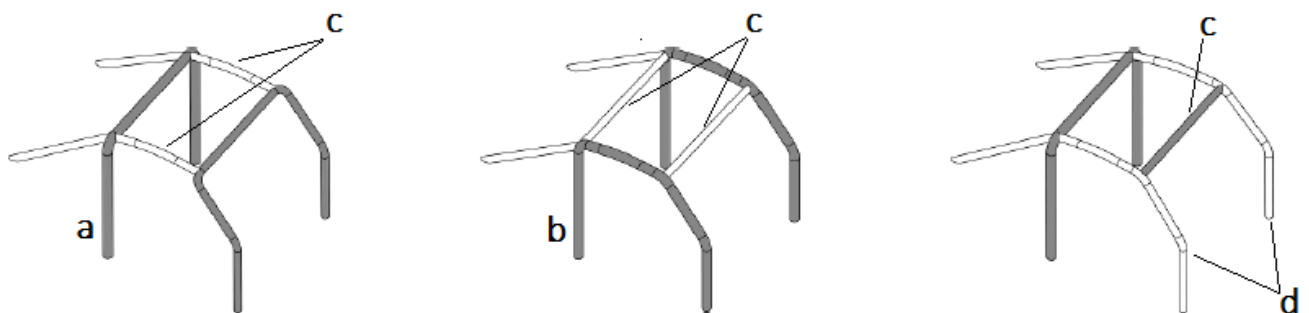


Diagram 5-1

5.2.2. Mount plates

Mount plate size: 120mm x 120mm

Mount plate thickness: 3mm



Reinforce plate thickness: 3mm

5.2.3. Welding: full welding around the diameter of the tubing. It is not permitted to grind or plate the welding.

5.3. Super Series Limited

5.3.1. Certain parts of the interior can be stripped of certain trim to facilitate installation of Roll Cage Items that may be removed are:

- Rear Seat Back and Rear Seat Cushion.
- Rear parcel shelf or speaker shelf board.
- Floor carpets and headlining

5.3.2. Only the following listed items may be replaced for safety equipment installation:

- from the rear of the front seats and B-pillar onwards, the Rear Inner Door Panels and Rear Inner Side Panels must be in place, and may be replaced with other fire resistant panels that completely cover the window winder & door catch mechanism. There must not be any exposed metal in this area.
- Audio head unit may be removed and must be replaced with plastic panel to accommodate safety electric cut-off switch and other safety switches. There must not be any exposed hole in the dashboard.

5.4 Compulsory safety items

5.4.1. Cut-off switches for electrical and fuel systems are compulsory with an external switch/lever. A sticker identifying the electrical cut off switch must be affixed near the switch.

5.4.2. Competition safety harness & Competition bucket seat is recommended.

5.4.3. A Fire Extinguisher must be fitted of minimum specification:

Super Series Unlimited and Super 1600

- DCF (CF3 BR): 4.9kg
- NAF 83: 3.2kg
- NAF P: 3.2kg
- AFF: 2.4kg
- Powder: 2.0kg

Super Series Limited

- Minimum is 1kg CO2 or Powder unit

5.5. Items in passenger compartment

5.5.1. Any battery placed within the passenger compartment must be of sealed Dry cell type. It must be installed securely within a secure box with lid cover.

5.5.2. Oil Catch tank within Engine bay must be of non-flammable material ie alloy or steel material

- must be securely mounted
- must be enclosed with no leaks or gaps
- must have hoses that are securely attached
- plastic bottles are not permitted.

5.6. General safety

5.6.1. No fluid leaks of any kind.

5.6.2. No loose items within engine bay.

5.6.3. Poorly engineered and poorly attached bars inside the cabin are not allowed.

5.6.4. Cache tanks, items, pumps, etc that involve lubricant and/or oil are not permitted in the passenger cabin of the cars, excluding items mentioned in 5.5.1.



6. BODYWORK

6.1. Composite material for certain bodyparts are allowed. Parts replaceable are

- Front Bonnet
- Rear Bootlid
- Front wings / fenders
- Front bumper
- Rear bumper.

Floorboard and any other part of the fundamental steel monocoque chassis body may not be cut and replaced with anything other than metal for the purposes of lightening.

6.2. Windows

- Front windscreen is to be 2-layer glass.
- Super Series Unlimited and Super 1600: side and rear windows may be replaced with acrylic Perspex plastic or similar

6.3. Headlights and tail lights are to be taped.

6.4. All exterior lights must be functional.

- Both original headlights location must have functional headlamps
- Additional spot/fog lights are allowed. Original spot/fog lights may be removed, only functional headlights are compulsory
- All Tail/Rear lights must be functional. Brake Lights must be functional.

6.5. Front and rear Tow Hooks must be attached and Arrow Stickers in fluorescent Red must be affixed.

6.6. Tyres must not protrude beyond original bodywork. However if the wheel protrudes beyond bodywork additional wheel arches MUST be installed.

Wheel arches must cover from top of wheel & tire and reach to the bottom of vehicle floorpan level. Refer to diagram 2016b and 2016c below.




Figure 2016b & 2016c

7. DRIVER ATTIRE

7.1. Drivers are required to wear proper auto/motor Helmets. Minimum requirement is Minimum requirement is SNELL SA / DOT Approved. No Bicycle Helmets allowed. It is highly recommended to use helmet which use double-D type strap fasteners.

7.2. Drivers are required to wear proper racing attire: Flame Retardant club-level Racing suit complying minimum SFI 3.2A/1 and/or EN533. Similar Flame Retardant shoes and gloves required.

7.3. Use of Hand And Neck Restraint (HANS) device is recommended.

7.4. Prohibited to wear non-flame retardant suit or open-toe shoes.



8. POWERTRAIN

8.1. The maximum engine capacity permitted is the allowed capacity as stated below for each Category with tolerance of +0.5%.

8.2. Super Series Unlimited

- Above 1900cc;
- Engine conversion permitted; attachment points to the bodyshell must be strengthened and properly engineered and fabricated.

8.3. Super Series Limited

8.3.1. Forced Induction.

- 4-cylinder engines 1750cc to 2000cc non-VTEC; 6-cylinder engines up to 2500cc; rotary 1308cc (maximum 2 rotors only) with peripheral port modifications not permitted
- Honda VTEC systems with forced induction limited up to 1800cc only: applicable to B-series and D-series engines. Honda B-series engines with non-VTEC limited up to 1800cc only.
- Turbocharger must meet either of the below specifications:
 - o Original OEM Turbocharger that are specific to the engine used in the car;
 - o TD05 Turbocharger with original TD05 housing;
 - o T28 Turbocharger with original T28 housing, GT turbochargers not permitted;
 - o Any other Turbo with similar dimensions to the TD05 / T28 is permitted; to be declared to and certified by the Organisers prior to the race meeting.

8.3.2. Normally Aspirated

- Honda VTEC engines limited to 2200cc maximum engine capacities: this includes ALL Honda VTEC engines such as B-series, K-series, H-series, and F-series.
- Naturally-aspirated non-VTEC up to 4500cc; other forms of variable valve timing permitted.

8.4. Super 1600

- Maximum capacity 1600cc.
- Rotary engines are not permitted.
- Strictly naturally-aspirated engines only.
- All forms of Variable valve lift and timing permitted.

8.5. General information

- Nitrous Oxide system is not allowed in any category
- The numbers of attachment points to the bodyshell must remain as standard production

8.6 Oil system

8.5.1. Super Series Limited and Super 1600

Oil sump may be modified. Dry sump systems not permitted.

8.5.2. Super Series Unlimited

Dry sump systems permitted

8.7. Engine & Transmission mounting and location for Super Series Limited and Super 1600

- Fundamentals of the engine installation must not change. Original engine mounting points on the body / subframe must remain, even if the engine has been changed. Additional brackets, if required to mount different powertrain, is permitted.
- Rubber Engine mountings may be replaced

8.8. Gear box for Super Series Limited and Super 1600

- The gearbox must be derived from the manufacturer's range of production car gearbox





transmission for the engine and body type. Original mounting points required but may be modified if required. The number and attachment points to the bodyshell must remain as standard production.

- Gear ratios may be modified. Final Drive ratio may be modified. Dog Engagement gears are not allowed.
- Limited-Slip Differentials (LSD) are permitted.

8.9. Fuel information

8.9.1 Super Series Limited and Super 1600

- Nitrous Oxide system is not allowed in any category.
- Any fuels or fuel blends that contain oxidisers and oxygenates in any alcohol forms (methanol, nitro-methanol, ethanol, butanol, etc) will not be permitted.
- Water-methanol injection into the intake manifold is not a fuel, and is permitted

8.9.2 Super Series Unlimited

- Nitrous Oxide system is not allowed in any category.
- Fuel blends that contain oxidisers and oxygenates in any alcohol forms (methanol, nitro-methanol, ethanol, butanol, etc) are allowed.

Ethanol blends are allowed.

100% methanol is not permitted.

- Water-methanol injection into the intake manifold is not a fuel, and is permitted

9. TYRES

9.1. All categories - with no exceptions - are to use the control tyre in the sizes described below.

9.2 Super Series Unlimited

- Hankook Ventus TD Z221 – no size limit

9.3 Super Series Limited

- Hankook Ventus TD Z221 – limited to 17 inch ONLY

9.4 Super 1600

- Hankook Ventus TD Z221 with size 195/55-15

10. AERODYNAMIC DEVICES

Aerodynamic devices and equipment refers to:

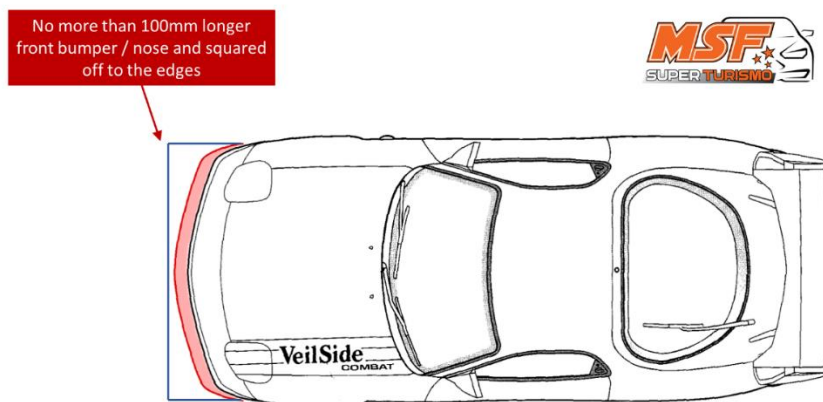
- Rear Spoilers and Front spoilers
- Frontal Canard fins
- Front Splitter
- Rear Diffuser
- Wing End Plate and Rear Wing
- Side Skirt
- Gurney Flap
- Vortex Generator fins



10.1. Front Aero

Aerodynamic devices mounted in the front shall not be wider (laterally extended) than the width of the front wheel arches when viewed from the front.

- Super Series Limited and Super 1600: Front aerodynamic devices must not extend beyond 50 mm from the front edge of the front bumper/nose, following the perimeter edge around the front bumper/nose.
- Super Series Unlimited: Front aerodynamic devices must not extend beyond 100 mm from the front edge of the front bumper/nose, with the corner edges squared off based on the 100mm maximum from the furthest front edge of the nose.



Aerodynamic dimension for Super Series Unlimited

10.2. Width of ALL Aero (Front, Sides, Rear, Wings)

No part of the aerodynamic device can be wider then or protrude beyond the width of the wheel arches when viewed from the front.



10.3. Aerodynamic Devices Material

- All aerodynamic devices must be manufactured from either Wood, Plastic, or Composite materials (eg, fiberglass, carbon fiber, Kevlar fiber).
- Metal may not be used for anything other than Rear Wing and rear wing stands/ mounts.
- There must be no sharp edges to all aerodynamic devices that would cause injury to humans and passers-by.

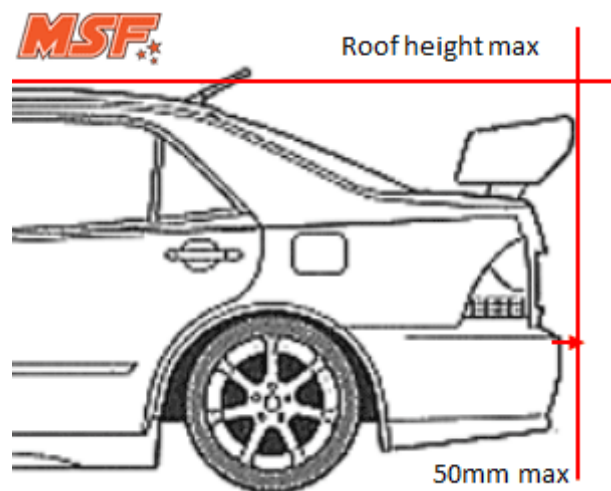
10.4. Rear Wing

Only the rear wing, wing end plate, and legs/stands/mounts of the rear wing can be made of any material.

- SEDAN / 3 Box design vehicles: Rear wing height must not exceed the height of the vehicle roofline.
- HATCHBACK / 2 Box design vehicles where there is no suitable length of metal bootlid along the horizontal plane: Rear wing height must not exceed 50mm above the vehicle roofline.

10.5. Rear Aero

- Rear aerodynamic devices must not extend beyond 50mm of the end of the rear bumper
- Without the inclusion of rear aero device (ie. diffuser/rear splitter), rear bumper trimming is not permitted



10.6. Rear bumper

- Rear bumper must at minimum come down to the height of the centre of the wheel centre hub
- No metal is permitted to be visible under the rear bumper when viewed from the side or the rear

11. MINIMUM WEIGHT

11.1. The minimum weight of a Car is to be set and weighed excluding the Driver and the Driver's apparel. This weight is with all fluids, and with enough fuel to be able to start and drive away after any weighing of the vehicle at Scrutineer or Parc Ferme.

11.2. The minimum weight stated in 11.5 below for each category must be achieved at all times throughout a Race Meeting with no exception.

11.3. Adding extra weight.

To have the minimum weight as prescribed, additional weight and ballast may be added, and anchored firmly and securely. The ballast is to be placed on the floor of the cockpit, spare wheel well, or luggage compartment.

The material used must be of a unitary block construction, fastened by a bolt with minimum of 10 mm in diameter with a metal plate on the bottom.



The ballast must not have sharp edges. The scrutineer would have the rights to reject any ballast which is deemed unsafe.

11.4. The organiser reserves the right at all times to amend the weights of Cars in the interests of equitable competition.

11.5 Minimum weights by category:

- Super Series Unlimited - unrestricted
- Super Series Limited - 1100 kg
- Super 1600:
 - 1600cc Non VTEC – 900 kg
 - 1600cc VTEC (B-Series) – 1000 kg
 - 1500cc – 830 kg

11.6 A maximum tolerance of +/- 5 kg is acceptable but absolutely no more no less.

12. COMPETITION NUMBER & VEHICLE PRESENTATION

12.1. Competitors are obliged to carry the MSF partners' logos in the mandatory sticker areas.

12.2. Official MSF Sticker Board of MSF Series Sponsors must be located in the area below the front windows behind the front wheel.

12.3. Official MSF Tyre Partner sticker must be placed on the wheel arches, either front or rear arches on both sides.

12.4. Official MSF Title Sponsor sticker must be placed on the front windscreen area.

12.5. Other official MSF Partner stickers must be placed at the front or rear wings on both sides.

12.6. Competition numbers are to be placed in 2 locations:

- Door Numbers: Must be placed on doors on the side of the vehicle, to be clear and of contrasting colour to the body colour. General dimensions for each number digit to be A3 Size (11" Wide x 16" High). Competition numbers must be of a contrasting colour to the car and reflective stickers are recommended.

Objectives are for the numbers to be clearly visible to the Time Keepers, Marshals, and Race Control.

- Windscreen Numbers: Must be placed on the left front of windscreen, below Category Partner sticker. Must be 6" high in Arial Narrow font using White or fluorescent Yellow sticker.

12.7. Competitors & team own sponsors may be located at all other locations such as:

- Front Bonnet.
- Roof.
- Rear Door/fender.
- Rear Bootlid or Tailgate.
- Front & Rear bumpers.

12.8. A rejection fee of RM 2,000.00, for every deleted Partner /Sponsor sticker, is required of any Competitor that does not apply any MSF Partner /Sponsor stickers.

Copyright 2022 Matrix Motorsports Promotion Sdn Bhd 508407-T

Creators, Owners, Official Promoters

MSF Racing Series



MSF Mandatory Decals Area



MSF SUPERTURISMO Competition Number Specifications

